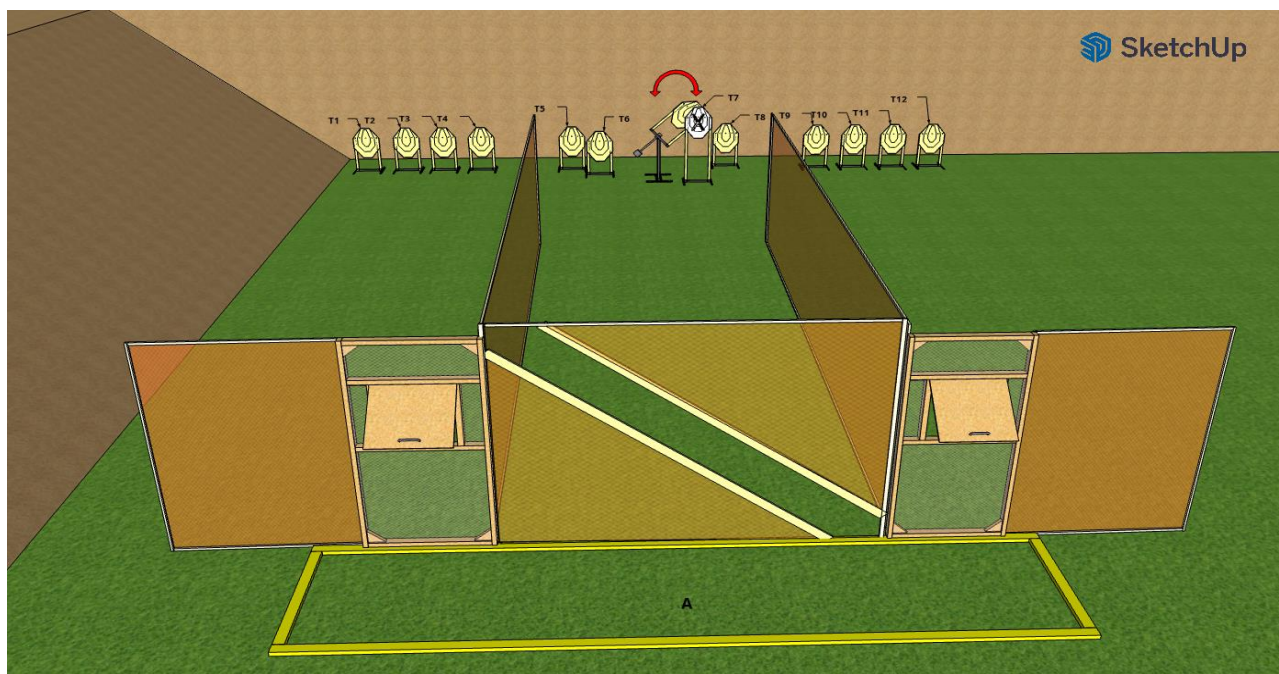
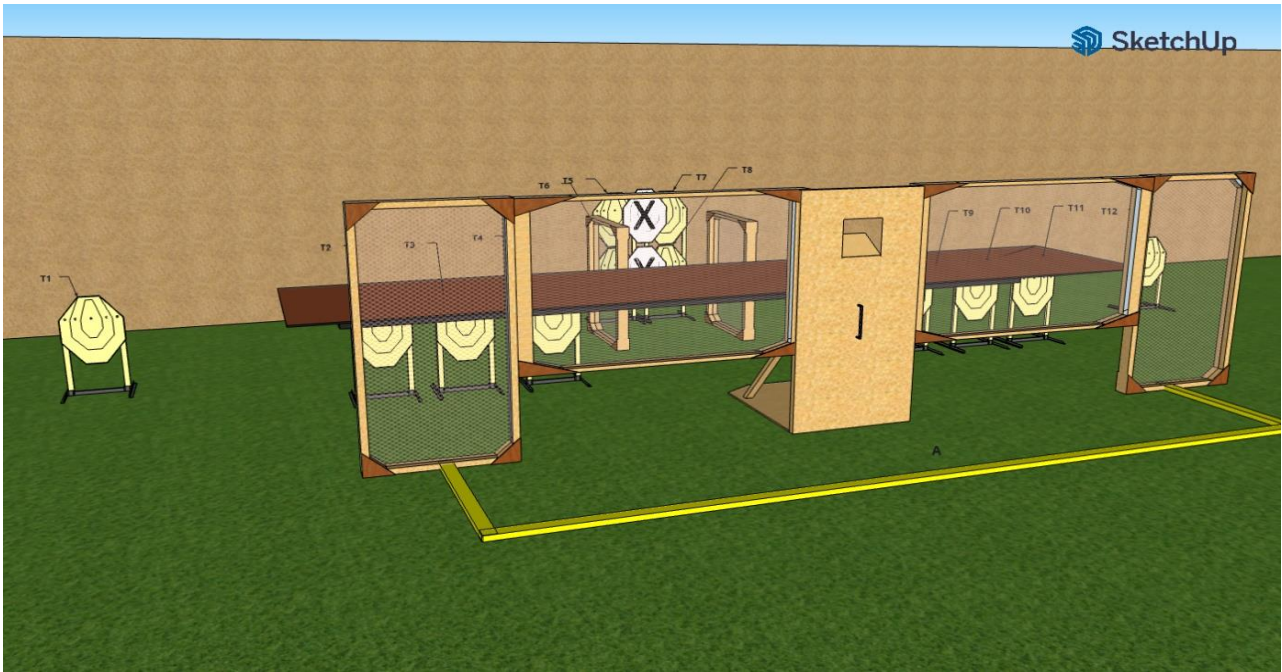


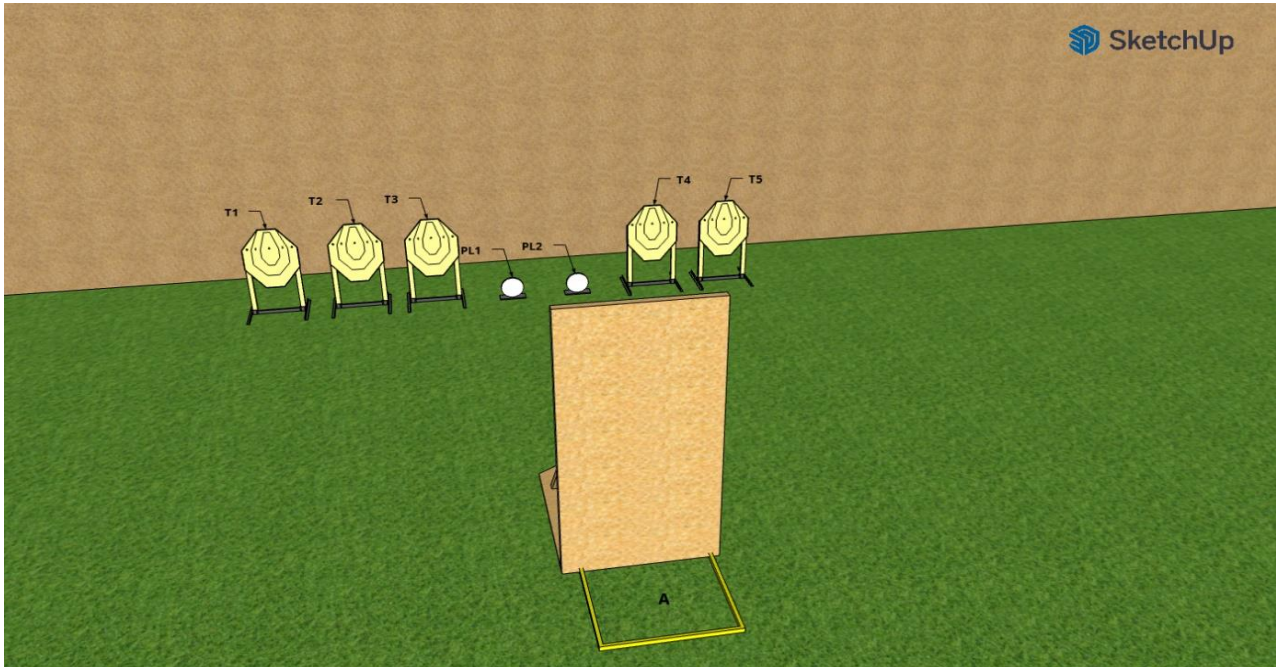
Stage number	1
Stage name	Practical range
Targets	19 IPSC targets (2 hits per target), 2 N/S targets and 1 IPSC Popper
Minimum number of rounds	39
Firearm ready condition	Loaded - Option 2
Start position	Competitor standing erect in marked area A, firearm in ready condition on table in marked position and muzzle pointing downrange
Time starts	Audible signal
Procedure	On the start signal, engage all targets from marked area A. Moving target T2 is activated by hatch, moving targets T18&T19 are activated by IP1. All moving targets will remain visible at rest



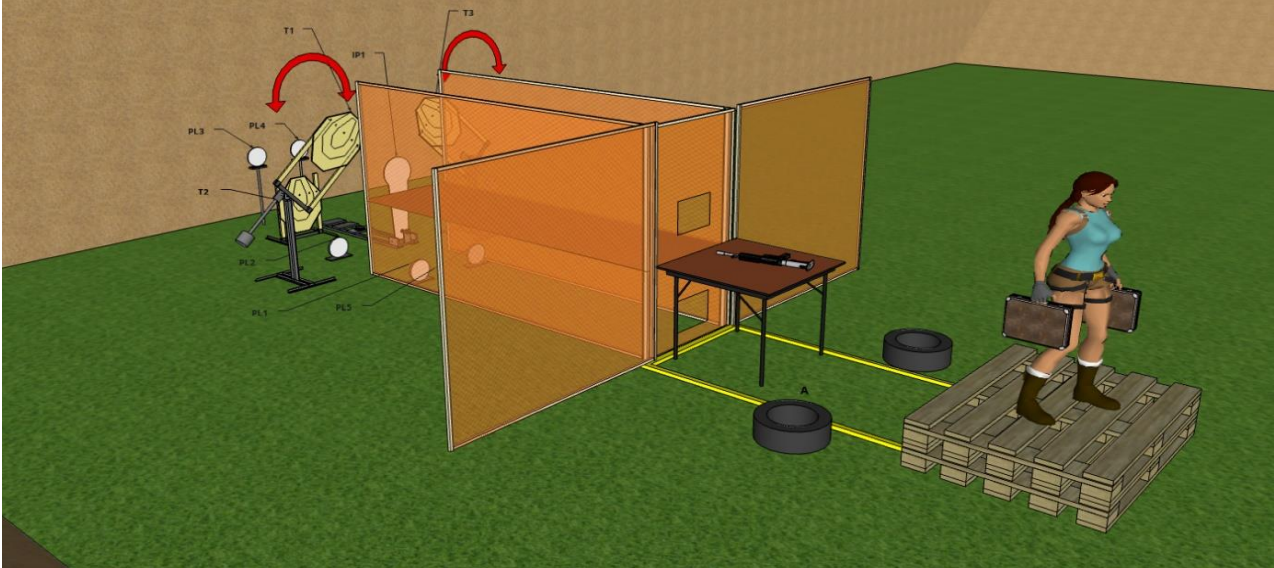
Stage number	2
Stage name	150m range left
Targets	12 IPSC targets (2 hits per target) and 1 NS target
Minimum number of rounds	24
Firearm ready condition	Loaded - Option 1
Start position	Competitor standing erect in marked area A, with the firearm in the ready condition, held in both hands, stock touching the competitor at hip level, barrel parallel to the ground, trigger guard downwards, muzzle pointing downrange with the fingers outside the trigger guard
Time starts	Audible signal
Procedure	On the start signal, engage all targets from marked area A. Moving target is activated by opening either hatch and will remain visible at rest



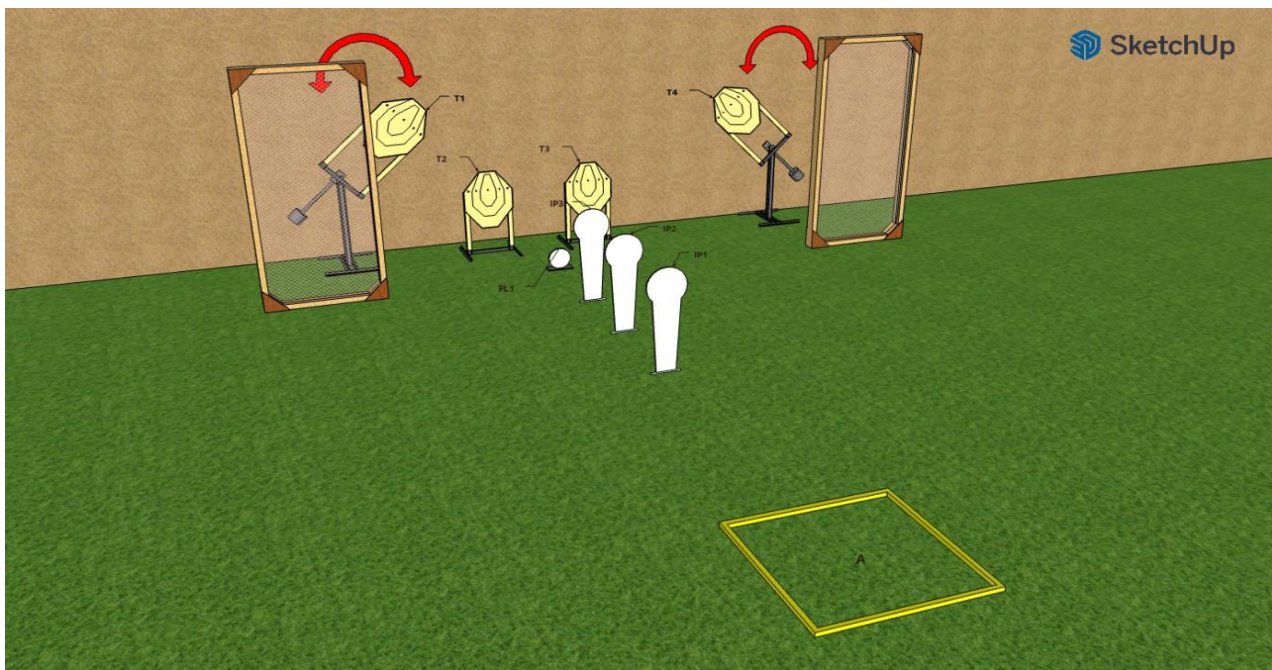
Stage number	3
Stage name	150m range right
Targets	12 IPSC targets (2 hits per target) and 2 N/S targets
Minimum number of rounds	24
Firearm ready condition	Loaded - Option 1
Start position	Competitor standing erect in marked area A, with the firearm in the ready condition, held in both hands, stock touching the competitor at hip level, barrel parallel to the ground, trigger guard downwards, muzzle pointing downrange with the fingers outside the trigger guard
Time starts	Audible signal
Procedure	On the start signal, engage all targets from marked area A.




Stage number	4
Stage name	300m range left
Targets	5 IPSC targets (2 hits per target), 2 IPSC metal plates
Minimum number of rounds	12
Firearm ready condition	Loaded - Option 1
Start position	Competitor standing erect in marked area A, with the firearm in the ready condition, held in both hands, stock touching the competitor at hip level, barrel parallel to the ground, trigger guard downwards, muzzle pointing downrange with the fingers outside the trigger guard
Time starts	Audible signal
Procedure	On the start signal, engage all targets from marked area A.



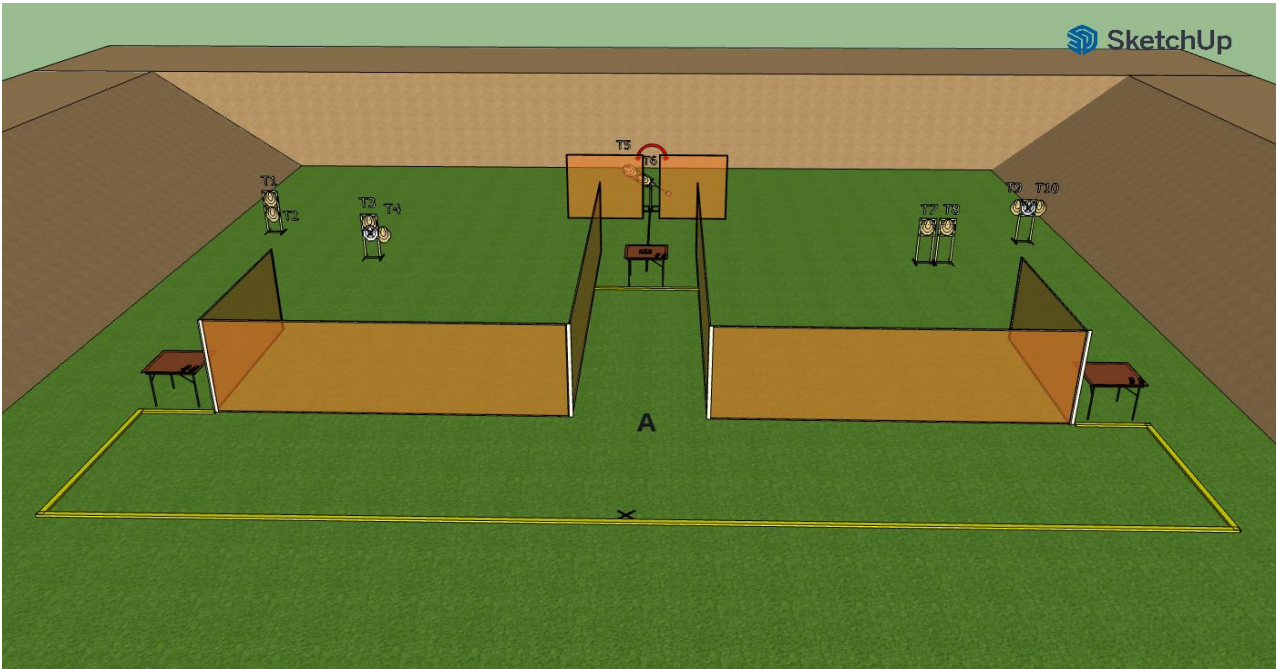
Stage number	5
Stage name	300mm range right
Targets	3 IPSC targets (2 hits per target), 5 IPSC metal plates and 1 IPSC popper
Minimum number of rounds	12
Firearm ready condition	Unloaded - Option 3
Start position	Competitor standing on platform with suitcases on both hands and facing away from the targets . Firearm on the table in ready condition, muzzle pointing downrange
Time starts	Audible signal
Procedure	On the start signal, engage all targets from marked area A. Both suitcases must be placed in dedicated positions before last shot. Moving targets T1 and T3 are activated by IP1 and remain visible at rest.



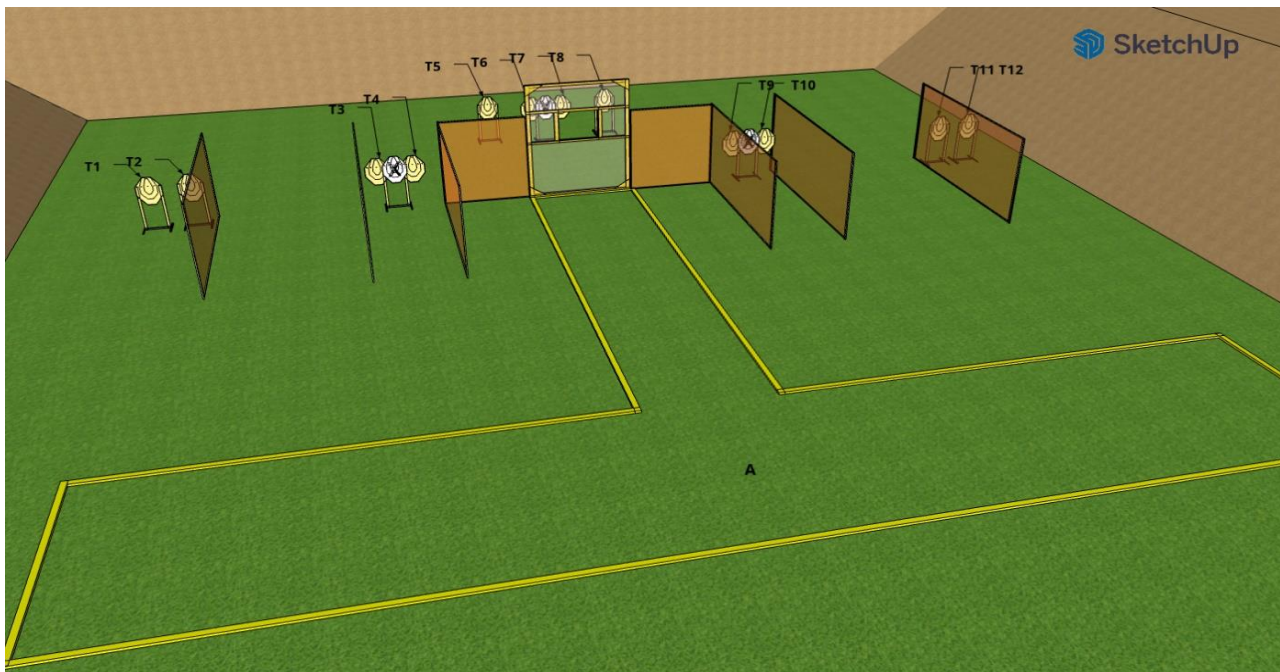
Stage number	6
Stage name	Moose range
Targets	4 IPSC targets (2 hits per target), 1 IPSC metal plate and 3 IPSC poppers
Minimum number of rounds	12
Firearm ready condition	Loaded - Option 1
Start position	Competitor standing erect in marked area A, with the firearm in the ready condition, held in both hands, stock touching the competitor at hip level, barrel parallel to the ground, trigger guard downwards, muzzle pointing downrange with the fingers outside the trigger guard
Time starts	Audible signal
Procedure	On the start signal, engage all targets from marked area A. Moving target T1 is activated by IP1, moving target T4 is activated by IP2 and both moving targets remain visible at rest



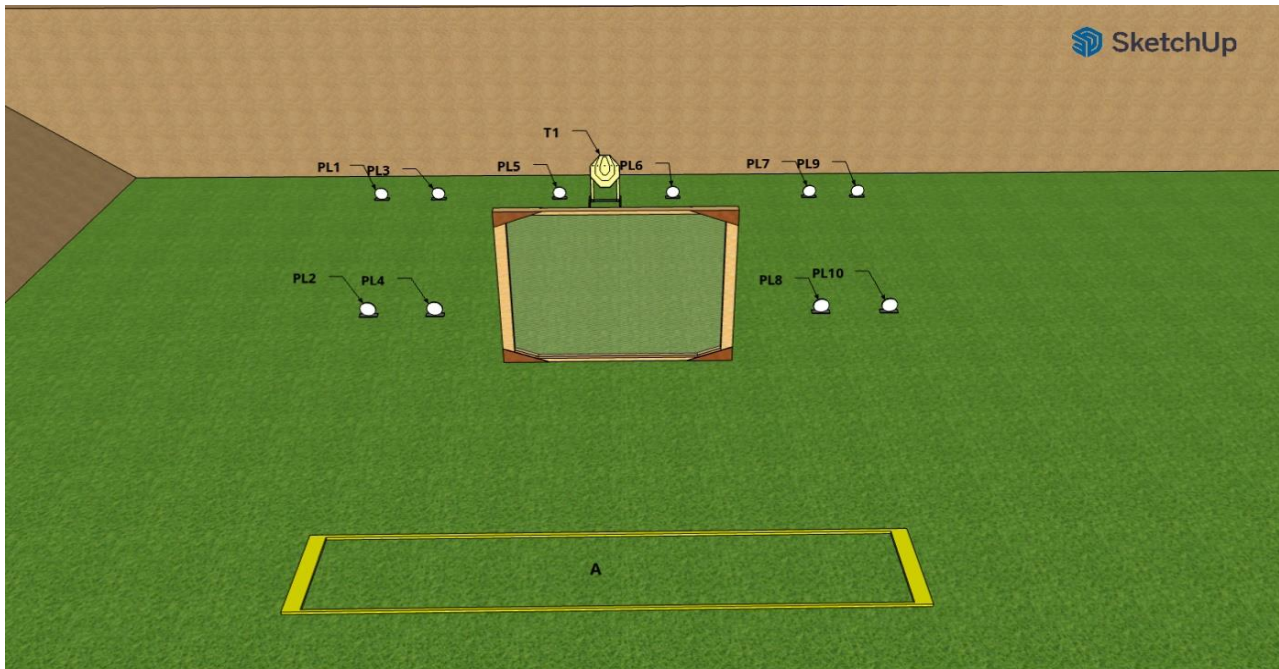
Stage number	7
Stage name	Pistol range left
Targets	4 IPSC targets (2 hits per target), 1 N/S target (impenetrable), 3 IPSC metal plates and 1 IPSC popper
Minimum number of rounds	12
Firearm ready condition	Loaded - Option 1
Start position	Competitor standing erect in marked area A, with the firearm in the ready condition, held in both hands, stock touching the competitor at hip level, barrel parallel to the ground, trigger guard downwards, muzzle pointing downrange with the fingers outside the trigger guard
Time starts	Audible signal
Procedure	On the start signal, engage all targets from marked area A. Moving targets are activated by engaging IP1, all moving targets will remain visible at rest



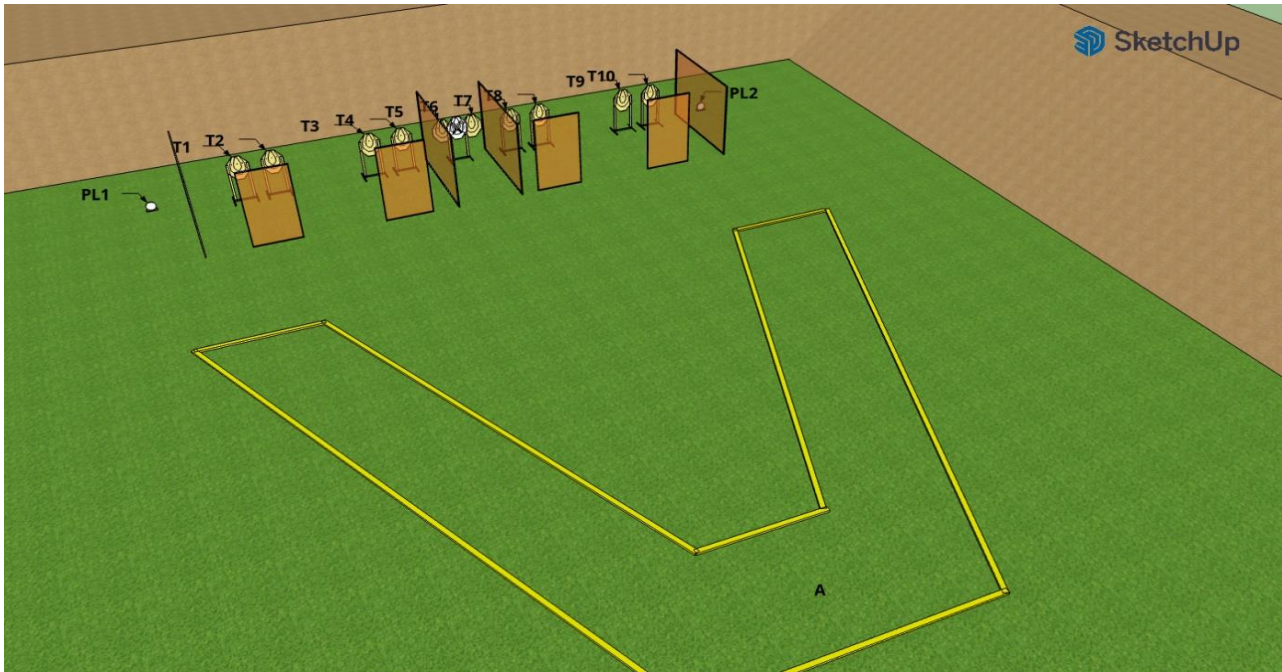
Stage number	8
Stage name	Pistol range right
Targets	10 IPSC targets (2 hits per target), 2 N/S targets (impenetrable)
Minimum number of rounds	20
Firearm ready condition	Unloaded - Option 3
Start position	Competitor standing erect in marked spot X, with the firearm in the ready condition, held in both hands, stock touching the competitor at hip level, barrel parallel to the ground, trigger guard downwards, muzzle pointing downrange with the fingers outside the trigger guard. All used magazines placed on left and/or right table
Time starts	Audible signal
Procedure	On the start signal, engage all targets from marked area A. Moving targets are activated by pulling rope on middle table and remain visible at rest



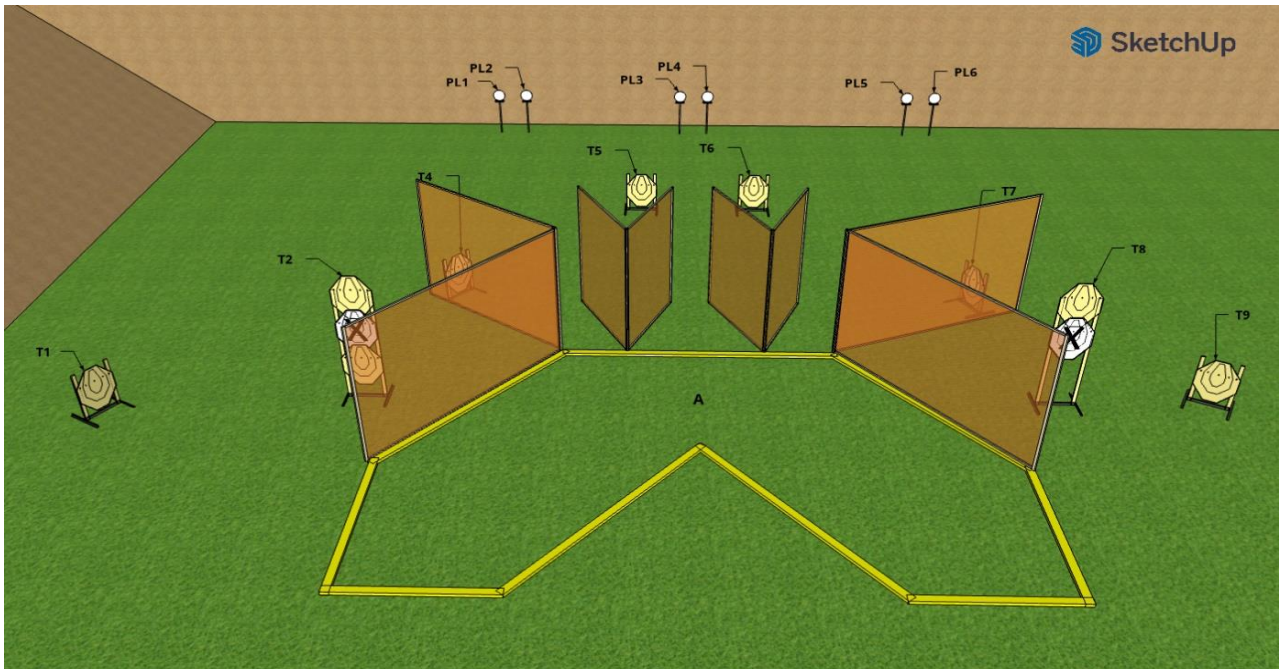
Stage number	9
Stage name	Juva -100m range
Targets	12 IPSC targets (2 hits per target) and 3 N/S targets
Minimum number of rounds	24
Firearm ready condition	Unloaded - Option 3
Start position	Competitor standing erect in marked area A, with the firearm in the ready condition, held in both hands, stock touching the competitor at hip level, barrel parallel to the ground, trigger guard downwards, muzzle pointing downrange with the fingers outside the trigger guard
Time starts	Audible signal
Procedure	On the start signal, engage all targets from marked area A.



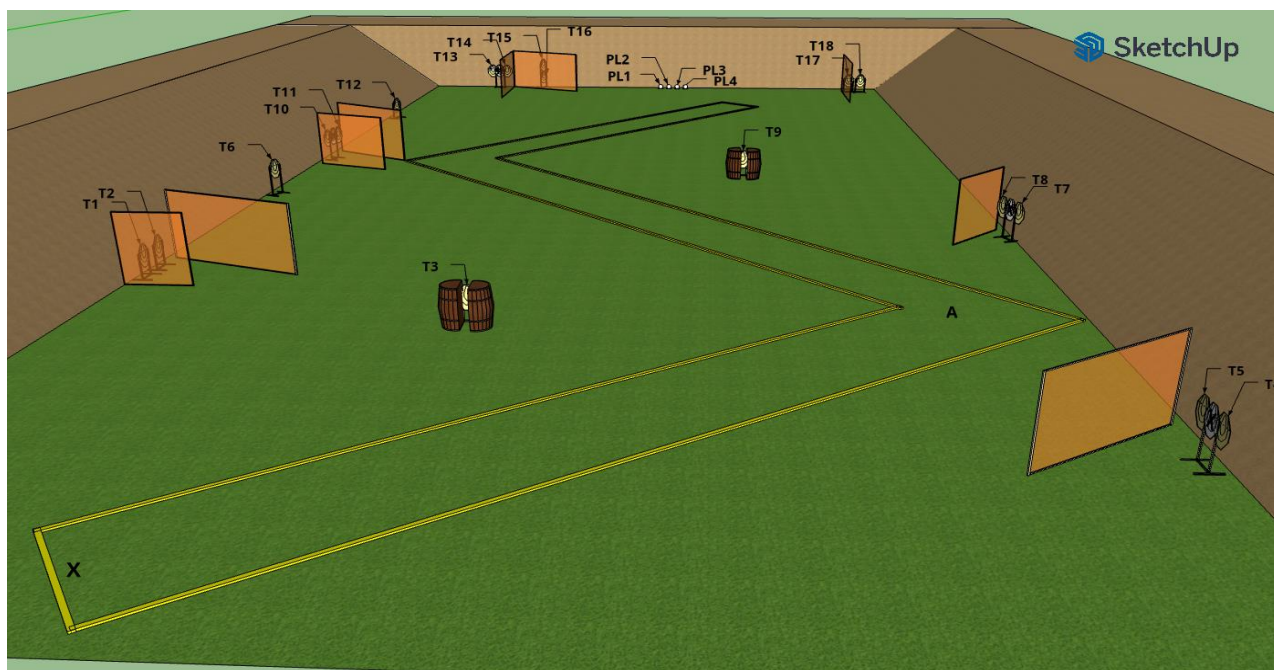
Stage number	10
Stage name	Juva - moosorange
Targets	1 IPSC target (2 hits per target) and 10 IPSC metal plates
Minimum number of rounds	12
Firearm ready condition	Loaded - Option 1
Start position	Competitor standing erect in marked area A, with the firearm in the ready condition, held in both hands, stock touching the competitor at hip level, barrel parallel to the ground, trigger guard downwards, muzzle pointing downrange with the fingers outside the trigger guard
Time starts	Audible signal
Procedure	On the start signal, engage all targets from marked area A




Stage number	11
Stage name	Juva - Pistol range
Targets	10 IPSC targets (one hit per target), 1 N/S target and 2 IPSC metal plates
Minimum number of rounds	12
Firearm ready condition	Loaded - Option 2
Start position	Competitor standing erect in marked area A, with the firearm in the ready condition, held in both hands, stock touching the competitor at hip level, barrel parallel to the ground, trigger guard downwards, muzzle pointing downrange with the fingers outside the trigger guard
Time starts	Audible signal
Procedure	On the start signal, engage all targets from marked area A



Stage number	12
Stage name	Juva - 50m range
Targets	9 IPSC targets (2 hits per target), 2 N/S targets and 6 IPSC metal plates
Minimum number of rounds	24
Firearm ready condition	Loaded - Option 1
Start position	Competitor standing erect in marked area A, with the firearm in the ready condition, held in both hands, stock touching the competitor at hip level, barrel parallel to the ground, trigger guard downwards, muzzle pointing downrange with the fingers outside the trigger guard
Time starts	Audible signal
Procedure	On the start signal, engage all targets from marked area A.



Stage number	13
Stage name	Juva- practical range aft
Targets	18 IPSC targets (2 hits per target), 4 N/S targets and 4 IPSC metal plates
Minimum number of rounds	40
Firearm ready condition	Loaded - Option 1
Start position	Competitor standing erect in marked spot X, with the firearm in the ready condition, held in both hands, stock touching the competitor at hip level, barrel parallel to the ground, trigger guard downwards, muzzle pointing downrange with the fingers outside the trigger guard
Time starts	Audible signal
Procedure	On the start signal, engage all targets from marked area A.



Stage number	14
Stage name	Juva- practical range fore
Targets	12 IPSC targets (2 hits per target) and 4 N/S targets
Minimum number of rounds	24
Firearm ready condition	Loaded - Option 1
Start position	Competitor sitting on chair, with the firearm in the ready condition, held in both hands, stock touching the competitor at hip level, barrel parallel to the ground, trigger guard downwards, muzzle pointing downrange with the fingers outside the trigger guard
Time starts	Audible signal
Procedure	On the start signal, engage all targets from marked area A.